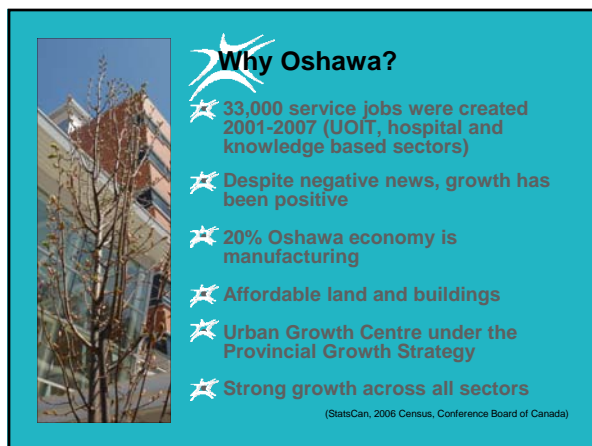
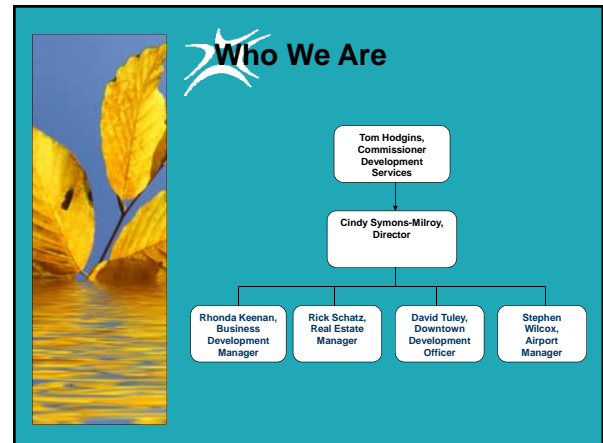


Oshawa Fundamentals

May 2009 Ontario REIN™ Presentation



Oshawa Fundamentals

May 2009 Ontario REIN™ Presentation



Strategic Initiatives

Community Adjustment Strategy

- ★ Team of 16 members from education, labour, finance and business
- ★ Research – labour force training, education and local market opportunities
- ★ Identify new applications for human resource skills
- ★ Develop a plan to grow business in targeted sectors

Strategic Initiatives

Community Adjustment and Sustainability Strategy

- ★ Target Sectors
 - Automotive
 - Energy
 - Information Technology
 - Healthcare
 - Agriculture/Bioscience
- ★ Common link is advanced manufacturing and research
- ★ Convergence of Energy and Auto

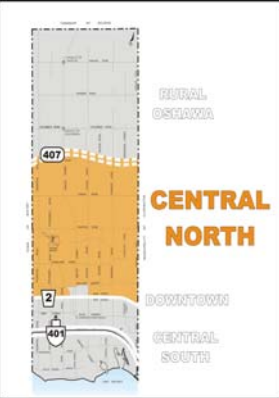


Strategic Initiatives


Airport Business Plan

- ★ Council commitment to 25 years
- ★ Lotting Plan created
- ★ Aviation Lots for sale
- ★ New Taxiways, Servicing
- ★ \$2 million in new private sector investment including Cox Aviation and Hangarminium project

Airport Lotting Plan

Central/North Investment




Central/North Investment

- ★ New KIA dealership open
- ★ Commercial Proposal at Taunton/Thornton (now at OMB)
- ★ Campus Corners – Simcoe / Conlin including Shoppers Drug Mart, TD Bank, Office
- ★ 32 unit affordable housing at King/Harmony


Oshawa Fundamentals

May 2009 Ontario REIN™ Presentation




Central/North Investment

- ★ Durham College / UOIT continued investment
- ★ Automotive Centre of Excellence (ACE)
- ★ Campus Master Plan
- ★ High Tech Park
- ★ Dundern Student Housing – 129 apartments, 566 beds
- ★ New student residence on campus



Central/North Investment

- ★ Maxwell Heights High School to open in September 2009
- ★ Continued Development and Expansion at Smart Centres including Home Outfitters, Bank of Montreal, Hallmark, A & W
- ★ New WalMart Supercentre
- ★ Significant residential development




Central/South Investment



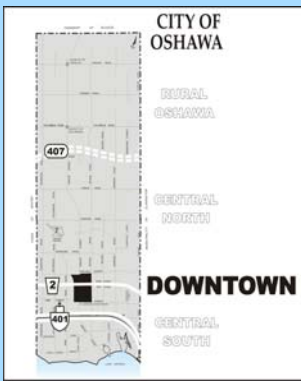
Central/South Investment

- ★ Stevenson Road Interchange expected completion 2010, but westbound ramps open now
- ★ Smart Centres development at Stevenson Road, including 330,000 sq. ft. WalMart Supercentre, Lowes, other retail and service
- ★ Oshawa Centre – major renovation and expansion including new Shoppers Drug Mart and H & M
- ★ Oshawa Crossings proposed retail/commercial development to the west of Fox Street



Central/South Investment

- ★ Retirement Residence on Bloor Street – 92 suites
- ★ Harbour Area – \$9.2 million funding for clean up
- ★ Hopewell Developments building – Phase 1 (118,000 sq. ft.) complete Avery Dennison moved in
- ★ General Motors additional manufacturing space to accommodate flex manufacturing



Downtown Renewal

Oshawa Fundamentals

May 2009 Ontario REIN™ Presentation





Downtown Renewal


New Developments

-  Durham Consolidated Courthouse (445,000 sq. ft.)
-  Lakeridge Health (\$91.5 million)

Downtown Renewal

New Developments

-  UOIT Faculty of Education
-  More Faculties Downtown?



Downtown Renewal


New Developments


-  Regent Theatre Renovation
-  Genosha Redevelopment Project



Downtown Renewal


New Businesses


-  Many new businesses including:
 - Osaka Sushi
 - Coffee Culture
 - Strut Nouveau
 - 19 on King
 - Mexico Lindo
 - Thirsty Monk Grill Pub



Downtown Renewal

Property Improvements

-  Many properties improved, privately and with the Façade Loan Program



Opportunities


Former ACSYS Lands

-  Remediation completed and now owned by Miya Projects Inc.
-  Exploring various development scenarios



Oshawa Fundamentals

May 2009 Ontario REIN™ Presentation



Opportunities

- ✦ Transmetro Lands
- ✦ Airport lands
- ✦ GM Colonel Sam Drive lands
- ✦ Smaller parcels throughout Stevenson Industrial Park and Marwood Industrial Area
- ✦ Hann lands at Thornton/Champlain
- ✦ Northwood Lands



Opportunities

- ✦ UOIT High-Tech Park and emphasis on Energy Production, Engineering, IT, Computational Science, Business Processes, Health & Safety
- ✦ Stevenson Road Interchange will create higher market value on surrounding lands
- ✦ New residential and entertainment development in downtown will create significant demand for services and retail
- ✦ Opportunities for in-fill and other development downtown



Opportunities

- ✦ CIP provides incentives for Downtown Area and Brownfield development
- ✦ Consolidated Courthouse will create demand for office, service and retail
- ✦ Virtually no office space on the market

Amazing Fact
50% of Oshawa's workforce commutes in to the City daily and 50% commute out!



2008 in Review


- ✦ Canadian Business Magazine ranked Oshawa 11th in its top 40 "best places to do business" and #1 in GTA (September 2008)
- ✦ Canada Day and Fiesta Week named as two of Ontario's Top 100 festivals
- ✦ UOIT named to list of Canada's top 50 research universities
- ✦ Oshawa chosen to host Olympic Flame – torch arrival December 16th
- ✦ South Oshawa Community Centre awarded Athletic Business Facility of Merit Award and Award of Excellence for Architecture



2008 in Review

	2007	2008
Total Employment *	181,300	175,600
Unemployment Rate**	7.0%	8.9%
Total Construction Value	446,464,500	402,430,800
Residential Const. Value	184,049,200	160,997,400
Industrial Const. Value	88,286,200	9,036,900
Commercial Const. Value	49,546,300	60,756,800
Govt. & Inst. Const. Value	124,582,800	171,639,700
Average House Price	\$216,365	\$217,023
Housing Starts	782	775
Patents Issued	2 Issued 5 pending	2 Issued 15 pending
Post Secondary Enrollment***	11,100	14,000

* Oshawa CMA ** March data *** Full Time Enrollment



2008 in Review

Building Permit Activity (in \$000s)


Year	Commercial	Industrial	Govt/Institutional	Residential	Total
2005	\$56,497	\$22,134	\$ 80,726	\$184,276	\$343,633
2006	\$32,410	\$45,998	\$ 63,112	\$222,718	\$364,238
2007	\$49,546	\$88,286	\$124,583	\$184,049	\$446,464
2008	\$60,757	\$ 9,037	\$171,640	\$160,997	\$402,431
2009*	\$ 7,625	\$ 4,295	\$ 71,492	\$ 7,565	\$ 90,977

* January – March figures

Amazing Fact
2008 Building permit value was the 3rd highest on record, highest construction value for Government/Institutional and Commercial ever!

Oshawa Fundamentals

May 2009 Ontario REIN™ Presentation



2008 in Review

Building Permit Activity

	March 2007	March 2008
Residential	27,942,100	7,565,400
Commercial	2,975,700	7,624,500
Industrial	75,260,000	4,295,000
Govt/Institutional	1,526,000	71,492,000

Amazing Fact
In 2008, 60% of Oshawa's development activity was in non-residential. Year-to-date 2009, 92% is in non-residential.



Let us help you!

- ✦ We all succeed when we work together
- ✦ Inventory of available lands and buildings on-line
- ✦ Send us your listings
- ✦ We can provide market information to help you with your clients
- ✦ We are partners to bring new investment to the City

Questions?

