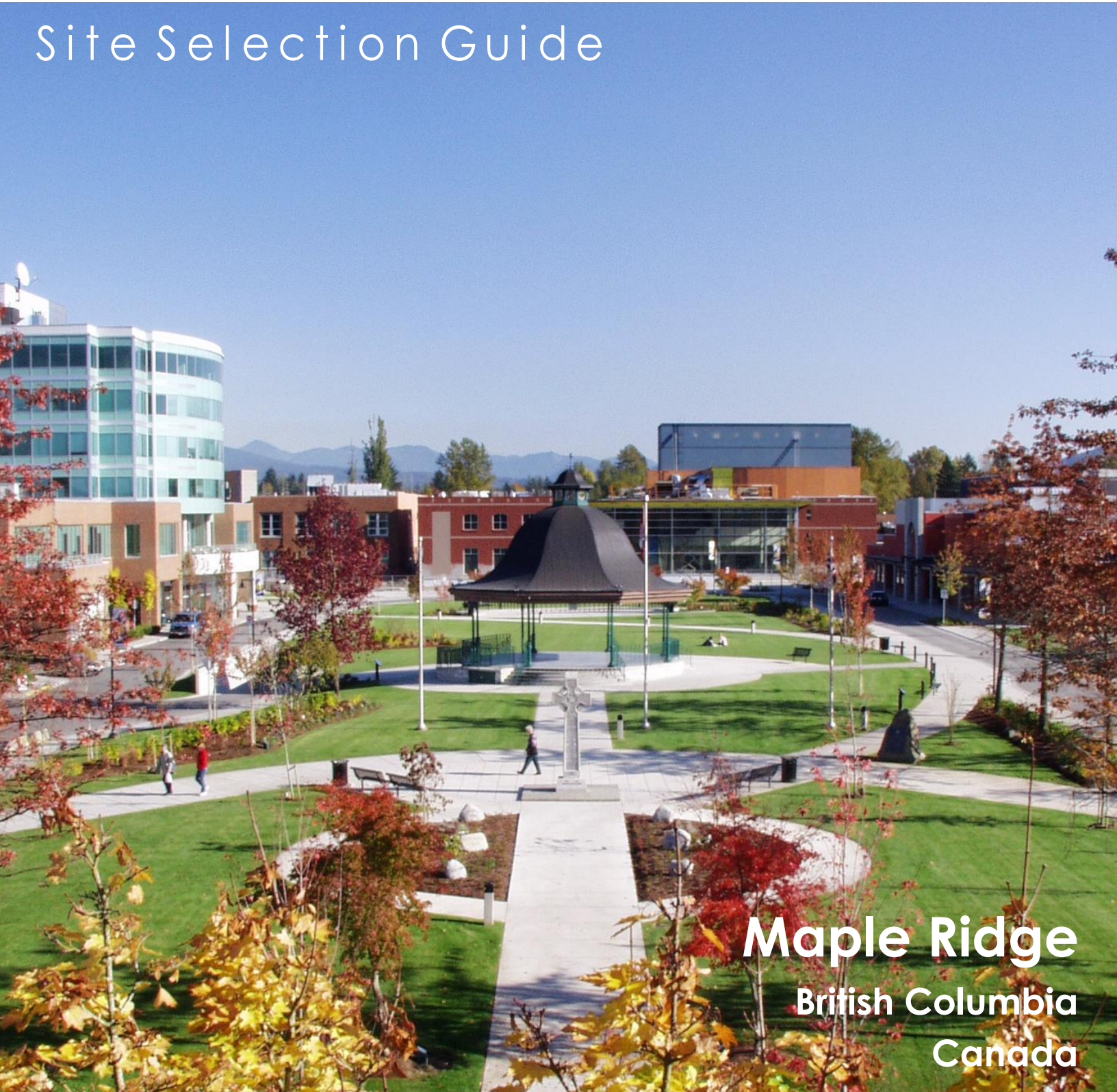




*Deep Roots  
Greater Heights*

# Site Selection Guide



**Maple Ridge**  
**British Columbia**  
**Canada**

Prepared by

**Linx BC**  
BC's Economic Development Team

<b>Discover Maple Ridge – <i>Deep Roots, Greater Heights</i></b> .....	<b>3</b>
<b>Demographics</b> .....	<b>4</b>
Population.....	4
Household Income.....	4
Household Income - % Distribution.....	4
<b>Labour Force</b> .....	<b>5</b>
Employment by Sector.....	5
Employment by Occupation - % Distribution.....	5
Employment vs. Place of Residence.....	6
Unemployment/Employment Rates.....	6
Labour Participation Rate - % Distribution.....	6
<b>Payroll Costs</b> .....	<b>7</b>
Workers Compensation.....	7
Employment Insurance.....	7
Social Insurance (Canada Pension Plan - CPP).....	8
<b>Leading Employers</b> .....	<b>9</b>
<b>Labour Quality</b> .....	<b>10</b>
Workforce Education Attainment.....	10
<b>Higher Education</b> .....	<b>11</b>
Closest Four Year Institutions.....	11
Closest Community and Technical Colleges.....	14
<b>Transportation</b> .....	<b>16</b>
Highways and Trucking.....	16
Distance to Major Centres.....	16
Motor Carriers/Trucks.....	16
Railroads.....	16
Closest Commercial Airports.....	17
General Aviation Airports.....	18
Closest Ports.....	19
Custom Port of Entry.....	19
Warehouses.....	19
Couriers.....	20
<b>Utilities</b> .....	<b>21</b>
Water.....	21
Sewer.....	21
Electric Power.....	21
Natural Gas.....	22
Telecommunications.....	23
Landfill & Waste Management.....	23
Nearest Licensed Hazardous Materials Disposal Site.....	23
<b>Research Base</b> .....	<b>24</b>
<b>Business Support Services</b> .....	<b>25</b>
<b>Government</b> .....	<b>26</b>
City/Municipal.....	26
Regional (similar to US County).....	26
Provincial (similar to US State Government).....	26
Premier (similar to US Governor).....	27
Provincial Government Representation (similar to US Government Representation).....	27
Federal Government Representation (similar to US Congresspersons).....	27
Senators (similar to US Senators).....	27

<b>Taxation .....</b>	<b>28</b>
Corporate Income Tax.....	28
Personal Income Tax.....	28
Sales/Use Tax .....	28
Property Tax.....	30
Other .....	31
<b>International Resources .....</b>	<b>32</b>
<b>International Resources .....</b>	<b>32</b>
Business Associations.....	32
Financial .....	32
Foreign Consulates.....	32
Languages .....	32
Air Transportation Service .....	33
<b>Quality of Life .....</b>	<b>34</b>
Climate .....	34
Crime Rate.....	34
Culture and Recreation .....	35
Sports .....	35
Culture .....	35
Schools .....	36
Health.....	38

This document was produced in accordance with the new industry site selection standards (or template) for North America. These standards, which include over 1200 data elements, were developed by a joint committee comprised of members from the American Economic Development Council (AEDC), the Council for Urban Economic Development (CUED) and the Economic Developers Association of Canada (EDAC) along with six of the nation's top corporate site selectors.

**For further information, please contact:**

Economic Development Association of British Columbia  
 Executive Director: Dale Wheeldon  
 Tel: 604.858.7199  
 Fax: 604.858.7345  
 Email: [wheeldon@edabc.com](mailto:wheeldon@edabc.com)

District of Maple Ridge  
 Economic Development Office: Sandy Blue  
 Tel: 604-467-7319  
 Fax: 604-467-7335  
 Email: [invest@mapleridge.ca](mailto:invest@mapleridge.ca)



## Discover Maple Ridge – *Deep Roots, Greater Heights*

---



*Deep Roots  
Greater Heights*

***Maple Ridge is one of the region's fastest growing cities. Population numbers are increasing dramatically year after year, outpacing almost every other district in the Metro Vancouver area. Maple Ridge is a vibrant community that is enjoying significant commercial and residential growth and development. With an abundance of available land, among the most affordable rates in the Lower Mainland, and some of the most scenic vistas anywhere, Maple Ridge offers a unique opportunity for investors and developers.***

### ***Workforce***

The number one resource in Maple Ridge is people. It is estimated that over 65% of Maple Ridge's labour force currently commutes outside of the community and these citizens want local opportunities for employment. Maple Ridge truly has an untapped labour pool, including knowledge workers and professionals, from which firms locating here can draw.

### ***Transportation Infrastructure***

With the completion of two major bridge projects in 2009, Maple Ridge expects to see an additional 400 businesses locate here. The Golden Ears Bridge will provide improved southbound access to trucking routes, the Trans Canada Highway, Abbotsford International Airport and the US border; the Pitt River Bridge will improve access westbound to the Port of Vancouver and Vancouver International Airport. Maple Ridge has access to key transportation infrastructure with access to the Port of Vancouver by road, rail and river, plus the continued growth of the Pitt Meadows Regional Airport providing local air service, and the recent move of the CPR Intermodal Service Yard to the region.

### ***Lifestyle***

Maple Ridge is part of the Metro Vancouver Region and is bordered by the majestic Golden Ears Mountains to the north and the mighty Fraser River to the south. Arts and recreation facilities abound, creating a culturally vibrant and active city for healthy living. A network of health, social and emergency services are locally available, including a full service hospital, police, fire, and ambulance services.

## Demographics

### Population

Population by Age Group Census	2001	% of Population	2006	% of Population	% Change from 2001
Under – 19	18,715	29.6	19,220	27.7	2.7%
20 – 34	23,300	36.9	11,080	16.0	-52.4%
35 – 54	9,250	14.6	23,645	34.3	+155.6%
55-74	8,905	14.1	11,315	16.4	+27.06%
75 – Older	3,015	4.8	3,690	5.4	+22.4%
Total:	<b>63,185</b>	<b>100%</b>	<b>68,950</b>	<b>100%</b>	---

Note: Stats from 2001 show only Age 20-44 and 45-54; therefore, there is a variance in the comparison of years.

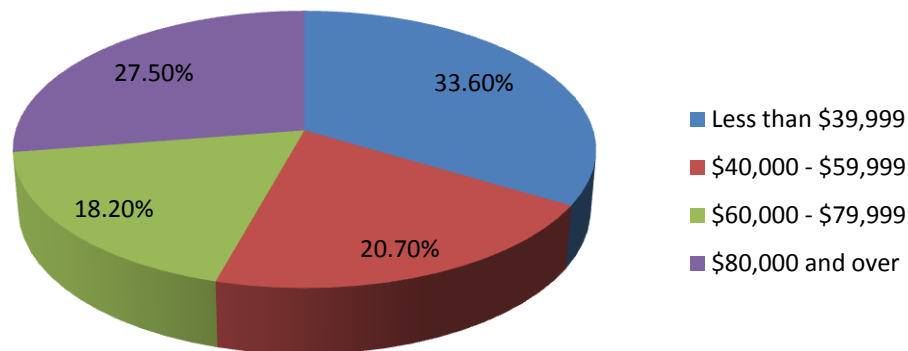
Source: Statistics Canada, 2006 – Population

### Household Income

Household Income	2001	2006	% Change from 2001
Number of Private Households:	22,590	24,935	9.4%
Median Household Income:	\$62,351	\$64,017	2.6%

Source: Statistics Canada, 2006 – Families and households

### Household Income - % Distribution



Source: Statistics Canada, 2001 – Household income in 2000 of private households

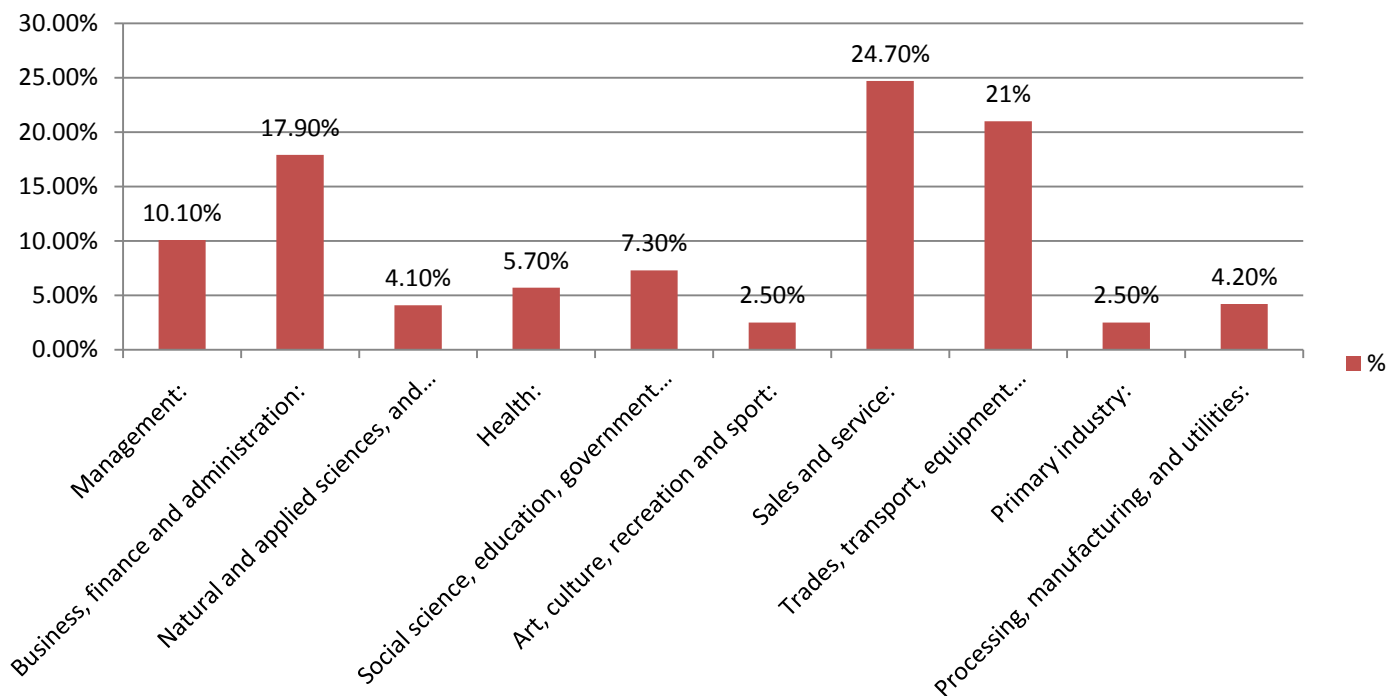
## Labour Force

### Employment by Sector

Sector (Industry)	Number	%
Agriculture and other resource based industries:	1,050	2.8
Construction:	3,560	9.6
Manufacturing:	3,920	10.5
Wholesale Trade:	2,205	5.9
Retail Trade:	4,545	12.2
Finance and Real Estate:	2,195	5.9
Health Care and Social Services:	3,975	10.7
Educational Services:	2,555	6.9
Business Services:	6,525	17.5
Other Services:	6,665	18.0
<b>Total:</b>	<b>37,195</b>	<b>100%</b>

Source: Statistics Canada, 2006 - Labour

### Employment by Occupation - % Distribution



Source: Statistics Canada, 2006 - Labour

## Employment vs. Place of Residence

	#
Employed residents working in different Census Division(Similar to US County :	1,170

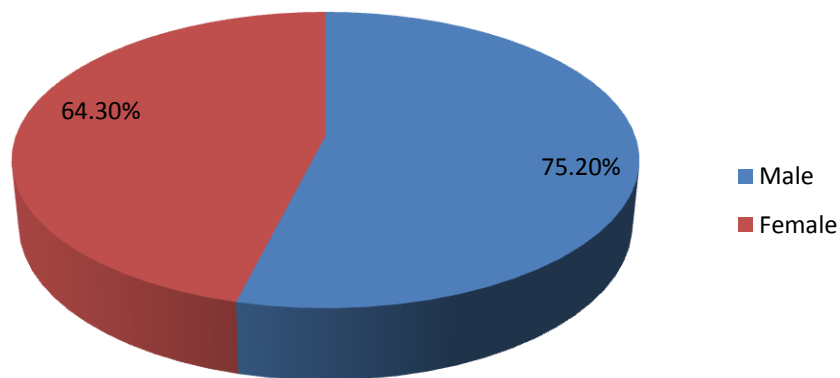
Source: Statistics Canada, 2006 – Place of Work Status

## Unemployment/Employment Rates

	% of population
Unemployment Rate:	4.6%
Labour Participation Rate (male & female):	69.6%

Source: Statistics Canada, 2006 – Labour

## Labour Participation Rate - % Distribution



Source: Statistics Canada, 2006 - Labour

## Payroll Costs

### Workers Compensation

		Notes
<u>Average Cost of All Manufacturing :</u> Per \$100 Payroll	\$1.56	All rates current as of January 2008. Rates set by employer's industrial activity. Applies up to a maximum gross earnings of \$68,500.
<u>Average Rate for Office Workers*:</u> Per \$100 Payroll *WCB Industry Group FY04	\$0.15	Typical range for business services operating in an office building. Applies up to a maximum gross earnings of \$68,500 per year.
<u>Maximum weekly Benefit (Net):</u> *as per the 2008 net compensation table (based on \$66,500 annual gross earnings, 90% net weekly is \$871.39)	\$871.39*	90% of net average earnings, based on maximum assessable earnings of \$68,500 per year. Represents lost wages only. Health care costs are typically covered as well. Paid by Workers' Compensation Board of BC.

Source: Worksafe BC

### Employment Insurance

		Notes
<u>Taxable Base:</u>	Gross Payroll	Maximum weekly insurable earnings \$42,300.
<u>Percentage Rate (Employer Premium)</u>		
-Average Among Existing Employers:	2.42%	Employer premium set at 1.4 times that of the employee premium.
-Average Among New Employers:	2.42%	Employer premium set at 1.4 times that of the employee premium.
-Maximum Weekly Benefit:	\$447.00	Paid by the Government of Canada (55% of insured earnings, representing the general benefit level)

Source: Service Canada



**Social Insurance (Canada Pension Plan - CPP)**

		Notes
<b>Taxable Base:</b>	Gross Payroll \$3,500	Based on annual gross salary up to \$46,300, basic exemption of \$3,500. Both employers and employees are required to contribute to the Canada Pension Plan (CPP)
<b>Employee/Employer Contribution Rate:</b>	4.95%	Employer premium equal to employee premium
<b>Maximum Annual Employer Contribution: Per Employee</b>	\$2118.60	Employer contribution matches employee contribution.
<b>Self-employed Contribution Rate:</b>	9.9%	-
<b>Maximum Annual Self-employed contribution:</b>	\$4098.60	-

Source: Service Canada

## Leading Employers

Sector	Company	Product/Service	Employment
<b>Public</b>	School District 42	Education	1795
<b>Public</b>	Ridge Meadows Hospital	Health Care	970
<b>Public</b>	District of Maple Ridge	Government	400
<b>Retail</b>	Save-On Foods West Maple Ridge	Grocery	404
<b>Manufacturing</b>	E-One Moli Energy (Canada) Ltd.	Batteries	340
<b>Manufacturing</b>	Interfor Ltd Hammond Cedar Division	Wood Products	323
<b>Retail</b>	Canada Safeway	Grocery	225
<b>Retail</b>	Save-On Foods East Maple Ridge	Grocery	200
<b>Public</b>	Fraser Regional Corrections	Prison	175
<b>Health</b>	Arcus Community Resources	Health Care	150
<b>Manufacturing</b>	Fraser Cedar Products Ltd.	Wood Products	150
<b>Retail</b>	Zellers	Department Store	122
<b>Restaurant</b>	Swiss Chalet Restaurant	Food Service	100
<b>Retail</b>	West Coast Ford Lincoln	Car Dealership	100
<b>Agriculture</b>	Pelton Reforestation	Nursery	98

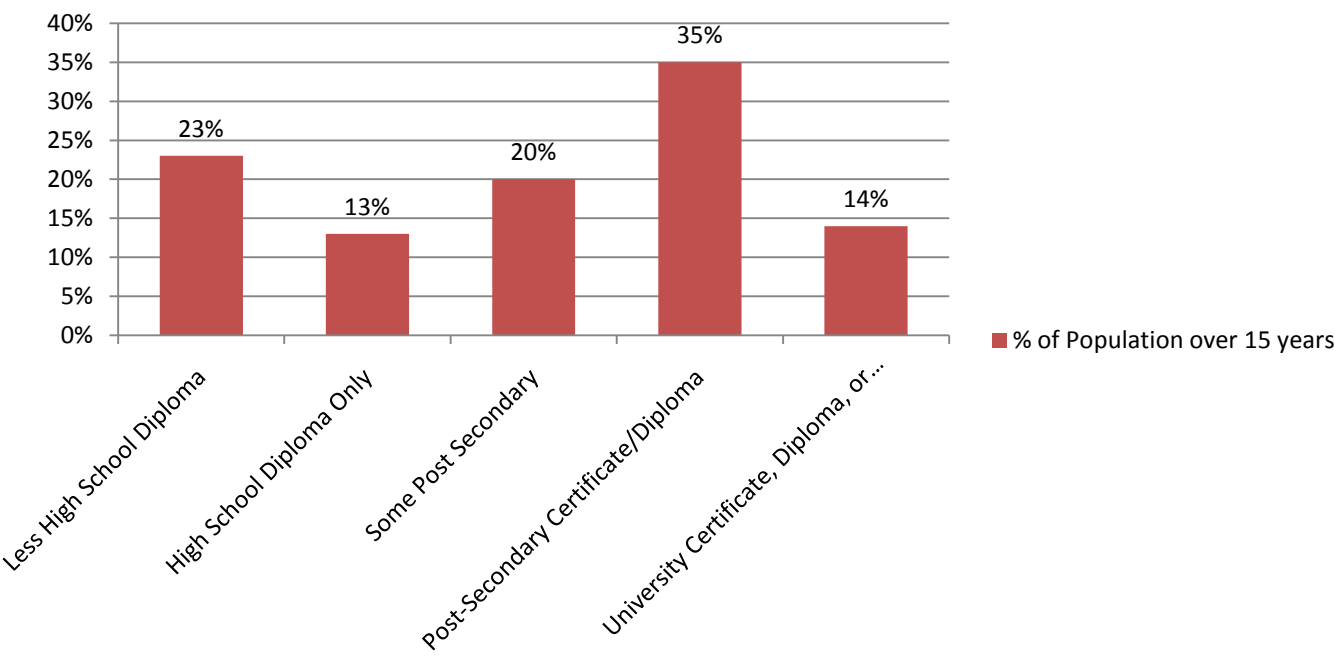
Source: District of Maple Ridge Economic Development Department [www.mapleridge.ca](http://www.mapleridge.ca)

# Labour Quality

## Workforce Education Attainment

	Percentage of Population
Less High School Diploma:	23%
High School Diploma Only:	13%
Some Post Secondary:	20%
Post-Secondary Certificate/Diploma:	35%
University Certificate, Diploma, or Degree:	14%

Source: FP Markets – Canadian Demographics 2008



## Higher Education

### Closest Four Year Institutions

Institution	University College of the Fraser Valley
Campus:	Main
Address:	33844 King Rd, Abbotsford
Telephone:	604-504-7441
Website:	<a href="http://www.ufv.ca">www.ufv.ca</a>
Distance from Maple Ridge:	24 miles
<b>Enrolment</b>	
Total:	7,600
Full-Time:	5,320
Part-Time:	2,280
Undergrad F/T:	N/A
Graduate F/T:	N/A
Degrees Conferred UG/G:	N/A

#### Undergraduate/Graduate Programs Offered:

The University of the Fraser Valley (UFV) offers over 80 programs drawn from the faculties of Arts/Applied Arts, Community Access, Business and Information Technology, Science, Health and Human Services, and Trades and Technical Training. Currently offered are 12 Bachelors degrees, over 60 1-year certificates and 2-year diplomas, 1 Masters degree (Masters of Arts in Criminal Justice), Teacher Training, "special" programs including Aviation, and co-operative learning options for students wanting to combine formal education with real-life work experience.

UFV also provides opportunities in Continuing Studies for personal and professional development including 11 certificate programs (Bookkeeping for Small Business, Community Pharmacy Technician, Computer Assisted Drafting, Dental Office Receptionist, Floral Design, Legal Administrative Assistant, Medical Imaging Clinical Support Worker, Medical Office Assistant, Nursing Unit Clerk, Substance Abuse Counselling, and Teaching English as a Second Language).

Source: University of the Fraser Valley, 2008

Institution	Kwantlen Polytechnic University (KPU)
Campus:	Main
Address:	12666 72 <sup>nd</sup> Ave, Surrey
Telephone:	604-599-3111
Website:	<a href="http://www.kwantlen.bc.ca">www.kwantlen.bc.ca</a>
Distance from Maple Ridge:	24 miles
<b>Enrolment</b>	
Total:	17,000
Full-Time:	10,000
Part-Time:	7,000
Undergrad F/T:	N/A
Graduate F/T:	N/A
Degrees Conferred UG/G:	N/A

**Undergraduate/Graduate Programs Offered:**

17 bachelor's degree and 21 associate degrees, with more coming in the future, 80% of all Kwantlen programs bridge into bachelor's degrees, more than 135 diverse programs including career, vocational trades and technology programs, Co-op education opportunities available in many programs, study abroad partner institutions in Finland, Germany, USA, Spain, Taiwan and Mexico for several programs.

Unique degrees: only graphic design for marketing program in Canada; fashion design degree one of two in Canada; only undergraduate journalism program in region.

Source: Kwantlen Polytechnic University, 2008

Institution	Simon Fraser University (SFU)
Campus:	Main
Address:	8888 University Drive, Burnaby
Telephone:	604-291-3111
Website:	<a href="http://www.sfu.ca">www.sfu.ca</a>
Distance from Maple Ridge:	21 miles
<b>Enrolment</b>	
Total:	26,000
Full-Time:	14,500
Part-Time:	11,500
Undergrad F/T:	N/A
Graduate F/T:	N/A
Degrees Conferred UG/G:	N/A

**Graduate Programs Offered (2007/2008):**

Curricula w/ Masters Degree: Communications, Computer Science, Engineering Science, Kinesiology, Resource and Environmental Management, Archaeology, Publishing, Canadian Studies, Community Economic Development, Contemporary Arts, Criminology, Economics, English, French, Geography, Gerontology, History, Latin American Studies, Liberal Studies, Philosophy, Political Science, Psychology, Sociology and Anthropology, Women's Studies, Chemistry, Earth Sciences, Environmental Sciences, Mathematics and Statistics, Molecular Biology and Biochemistry and Physics.

Curricula w/ Doctorate Degree: Communications, Computer Science, Engineering Science, Kinesiology, Resource and Environmental Management, Archaeology, Criminology, Economics, English, Geography, History, Philosophy, Political Science, Psychology, Sociology and Anthropology, Education, Biological Sciences, Chemistry, Earth Sciences, Mathematics, and Statistics, Molecular Biology and Biochemistry and Physics.

Source: Simon Fraser University, 2008

Institution		University of British Columbia (UBC)
Campus:		Main
Address:		2329 West Mall, Vancouver
Telephone:		604-822-2211
Website:		<a href="http://www.ubc.ca">www.ubc.ca</a>
Distance from Maple Ridge:		36 miles
<b>Enrolment</b>		
Total:		43,000
Full-Time:		N/A
Part-Time:		N/A
Undergrad F/T:		35,000
Graduate F/T:		8,000
Degrees Conferred UG/G:		N/A

**Undergraduate Programs Offered:**

Agricultural Sciences, Applied Science Architecture, Arts, Audiology and Speech Sciences, Commerce and Business Administration, Community and Regional Planning, Dentistry, Forestry, Human Kinetics, Journalism, Law, Library, Archival and Information Studies, Medicine, Music, Nursing, Occupational and Environmental Hygiene, Pharmaceutical Sciences, Science, Social Work and Family Studies.

**Graduate Programs Offered:**

Agricultural Sciences, Applied Science, Arts, Audiology and Speech Sciences, Commerce and Business Administration, Community and Regional Planning, Dentistry, Education, Kinetics, Law, Medicine, Music, Nursing, Occupational and Environmental Hygiene, Pharmaceutical Sciences and Science.

Source: University of British Columbia, 2008



## Closest Community and Technical Colleges

Institution	Justice Institute of BC (JIBC)
Campus:	Maple Ridge (Main Campus in New Westminster)
Address:	13500 256 St, Maple Ridge
Telephone:	604-462-1000
Website:	<a href="http://www.jibc.bc.ca">www.jibc.bc.ca</a>
Distance from Maple Ridge:	3 miles
<b>Enrolment</b>	
Total:	32,027* (represents enrolment in all campuses)
Full-Time:	N/A
Part-Time:	N/A
Undergrad F/T:	N/A
Graduate F/T:	N/A
Degrees Conferred UG/G:	N/A

\*Source: Business in Vancouver List – Biggest post-secondary institutions in BC, December 9-15, 2008 edition

### Graduate Programs Offered:

The Fire & Safety Division (FSD) of the Justice Institute of BC (JIBC) was established in Maple Ridge in 1978. Its original mandate was to establish training programs for the volunteer fire departments in the Province. Accredited by both the International Fire Service Accreditation Congress (IFSAC) and the National Board on Fire Service Professional Qualifications (ProBoard).

Source: Website: [www.jibc.bc.ca](http://www.jibc.bc.ca)

Institution	British Columbia Institute of Technology (BCIT)
Campus:	Main
Address:	3700 Willingdon Ave, Burnaby
Telephone:	604-434-5734
Website:	<a href="http://www.bcit.ca">www.bcit.ca</a>
Distance from Maple Ridge:	22 miles
<b>Enrolment</b>	
Total:	17,000
Full-Time:	10,000
Part-Time:	7,000
Undergrad F/T:	N/A
Graduate F/T:	N/A
Degrees Conferred UG/G:	N/A

### Programs Offered (2007/2008):

Administrative/Office Science, Computer Science/MIS, Customer Service Management, Electronics Technician, Engineering, Food Science, Graphic Arts, Lab/Medical Technician, Machine Trades, NC

Machine Programming, Network Administrator, Plastics Trades, Printing Trades, Radiologist, Webmaster/Website Design, Other: Science and Math (excludes social sciences).

**Undergraduate Programs Offered (2007/2008):**

Bachelor of Science, Arts, Technology, Nursing and Engineering.

**Graduate Programs Offered (2007/2008):**

Building Sciences, Business Administration, Computer Science, Construction Management, Food Technology, Forensic Sciences, Geomatics, Health Care Leadership and Management, Nurse Practitioner, Teaching and Technology and Technology Management.

Source: [www.bcit.bc.ca](http://www.bcit.bc.ca)

## Transportation

### Highways and Trucking

<b>Highway Name:</b>	<b>Lougheed Highway</b>
Highway Type:	Provincial Highway
Highway Code:	Hwy. 7
Located Within Community:	yes

<b>Highway Name:</b>	<b>Trans Canada Highway</b>
Highway Type:	Federal Highway
Highway Code:	Hwy. 1
Located Within Community:	no
<i>If Not:</i>	
Miles from Community:	3.4 miles
Kilometres from Community:	5.5 Kilometres
Direction:	South

Comments: The Golden Ears Bridge (to be completed in 2009) will provide improved southbound access to trucking routes, the Trans Canada Highway, Abbotsford International Airport and the US border; and the new Pitt River Bridge (to be completed in 2009) will provide access westbound to the Port of Vancouver and Vancouver International Airport.

### Distance to Major Centres

<b>Metro Area</b>	<b>Miles</b>	<b>Kilometres</b>
Vancouver, BC	28	45
Victoria, BC	65	104

### Motor Carriers/Trucks

	<b>#</b>
No. of Common Carriers Serving the Area:	22
No. Of Common Carriers within Local Terminals:	N/A

### Railroads

<b>Name</b>	<b>Canadian Pacific Railway (CPR)</b>
Main or Branch Line:	Main
Shortline or National	National
Switching Yard Located Within the Community:	No
<i>If Not:</i>	
-Distance to Nearest Switching Yard:	3 miles (Pitt Meadows)

## Closest Commercial Airports

Name:	Abbotsford International Airport (YXX)
Hub Status:	No
Located Within the Community:	No
<i>If Not:</i>	
Driving Distance from the Community:	46 kilometres / 28.5 miles
Hours of Operation:	Flight Service: 24 hrs. Tower: 7 am – 11 pm
No. Of Runways:	2
Runway Lengths:	8,000 feet and 5,271 feet
Helicopter Pad:	Helijet
<u>Helicopter Companies Serving Airport</u>	
-Passenger:	Helijet Airways
-Charter:	Westjet
-Helicopters:	
-Air Cargo:	
<u>Carriers Serving Airport</u>	
-Passenger:	Westjet, BC West Air, Airspeed Aviation
-Charter	Transat Airways
-Air Cargo:	Westjet
Note:	2008 Approved for International Cargo Transshipment Program <a href="http://www.tc.gc.ca">www.tc.gc.ca</a>
Approved Capital Expansion Plan:	
Total Daily Non-Stops to all Cities Served:	8
No. of Days Closed Due to Inclement Weather in the Past 3 Years:	less than 2 days
<u>Flights to Largest Cities Served:</u>	
- Calgary:	4
- Edmonton:	2
- Toronto:	1
- Victoria:	1

Source: Abbotsford International Airport, 2008 [www.abbotsfordairport.ca](http://www.abbotsfordairport.ca)

Name:	Vancouver International Airport (YVR)
Hub Status:	Yes
Located Within the Community:	No
<i>If Not:</i>	
Driving Distance from the Community:	51 kilometres / 31.6 miles
Hours of Operation:	24 hours
No. Of Runways:	3
Runway Lengths:	9,900 feet, 11,800 feet, and 7,300 feet
Helicopter Pad:	Helijet
<u>Helicopter Companies Serving Airport</u>	
-Passenger:	1
-Charter:	7
-Air Cargo:	See Charter
<u>Carriers Serving Airport</u>	
-Passenger:	55

## Maple Ridge, British Columbia - Site Selector Database

-Charter	23
-Air Cargo:	5
Approved Capital Expansion Plan:	Yes
Total Daily Non-Stops to all Cities Served:	325
No. of Days Closed Due to Inclement Weather in the Past 3 Years:	N/A
<u>Flights to Largest Cities Served:</u>	
- Los Angeles:	91
- London:	33
- Mexico City, Mexico:	14
- New York City, USA:	14
- Seoul, South Korea:	16
- Tokyo, Japan:	16
- Toronto, Canada:	29

Source: Vancouver International Airport, 2008 [www.yvr.ca](http://www.yvr.ca)

## General Aviation Airports

<b>Name:</b>	<b>Pitt Meadows Regional Airport (YPK)</b>
Location/City:	Pitt Meadows
Located Within the Community:	No
<i>If Not</i>	
-Driving Distance from the Community:	3 miles
No. Of Days Closed Due to Inclement Weather in the Last 3 Years:	0

Comments: 2002 was the start of significant improvements and development at the Pitt Meadows Airport. These include new hangars, upgrading the floatplane ramp and dock, resurfacing of the two smaller runways, a new terminal building with a café, and a new RNAV approach. 2005 had 100,098 runway movements.

2008 saw continued improvements and development that include sheltered tie-downs, extension of taxiway "A", and new helipads. These improvements will attract more aircraft and aviation business. Long-term plans of extending runway 08R/26L from 4700 x 100 to 5900 x 150 will allow larger aircraft to utilize the airport and continue to attract more business. The two new bridges will significantly improve the ground access to the airport, making it even more attractive to aviation for both commercial and general aviation sectors.

Source: Pitt Meadows Airport, 2008 [www.pittmeadowsairport.com](http://www.pittmeadowsairport.com)

## Closest Ports

<b>Nearest Port:</b>	<b>Vancouver Fraser Port Authority (VFPA)</b>
Location/City:	Vancouver
Located Within the Community:	No
<i>If Not</i>	
-Distance from Community:	28 miles / 45 kilometres
Type of Port:	Ocean
Channel Depth:	Minimum – 10 meters (33 feet)
Turning Basin:	Unlimited
Shallow Water Barging Facilities:	Yes
Deep Water Barging Facilities:	Yes
General Cargo Facilities:	Yes
Containerized Facilities:	Yes
Storage Facilities:	Yes
Highways Serving Port:	#1, #1A, #7A, #99A, #17
Railways Serving Port:	CP Rail, CN Rail, BC Rail, Burlington Northern Santa Fe Railroad
Source: Vancouver Fraser Port Authority <a href="http://www.vfpa.ca">www.vfpa.ca</a>	

## Custom Port of Entry

<b>Name:</b>	<b>Abbotsford International Airport (YXX)</b>
Services Available:	On-site cargo shipment clearing and freight forwarding
Site Location:	30440 Liberator Avenue, Abbotsford, BC

## Warehouses

	<b>#</b>
No. of Bonded Warehouses	55
No. of Public Warehouses	3



**Couriers**

Name	Airborne (Purolator is the Canadian affiliate)
Latest Pick-Up Time:	3:30 pm
Earliest Delivery:	9:00 am, 10:30 am, 12:00 pm
Next Day Delivery Guarantee:	Yes
Saturday Delivery:	Yes
Comments: Time and delivery territories are approximate; please call the service provider for specific information.	

Name	DHL
Latest Pick-Up Time:	3:00 pm
Earliest Delivery:	9:00 am
Next Day Delivery Guarantee:	N/A
Saturday Delivery:	Yes
Comments: Time and delivery territories are approximate; please call the service provider for specific information.	

Name	Federal Express
Latest Pick-Up Time:	1:00 pm
Earliest Delivery:	10:30 am, 12:00 pm, 5:00 pm
Next Day Delivery Guarantee:	Yes
Saturday Delivery:	Yes
Comments: Time and delivery territories are approximate; please call the service provider for specific information.	

Name	UPS
Latest Pick-Up Time:	12:00 pm
Earliest Delivery:	8:00 am, 10:30 am, 1:30 pm
Next Day Delivery Guarantee:	Yes
Saturday Delivery:	Yes
Comments: Time and delivery territories are approximate; please call the service provider for specific information.	

## Utilities

### Water

#### Water Availability

Major Sourced:	Metro Vancouver
Percent of Population Served From This Source:	100%

#### Water Treatment/Production

Name of Provider:	Metro Vancouver
Rated Capacity:	N/A
Average Daily Demand:	37 ML/D
Peak Demand:	61 ML/D
Residential - per single family dwelling unit:	\$319.40 flat annual rate
Industrial, Commercial, Institutional - per unit:	\$319.40 flat annual rate
Water Connection Fee for Industrial Users:	Estimate Cost + 20%

See [www.mapleridge.ca](http://www.mapleridge.ca) Water Fees for detailed costs

### Sewer

#### Sewer Treatment

Name of Provider:	Metro Vancouver
Rated Capacity:	N/A
Average Daily Demand:	N/A
Peak Demand:	N/A
Industrial Users – rates:	\$215.85 flat annual rate Note: The charge shall be 67.58% of the metered rate as established for the subject parcel by Maple Ridge Water Service Bylaw No. 6002-2001 (as amended) except, however, if the said parcel is not metered, then the rate for each industrial user connected to the sanitary sewer shall be the same as the flat rate of \$215.85.
Sewer Connection Fee for Industrial Users:	N/A

See [www.mapleridge.ca](http://www.mapleridge.ca) Sewer Fees for detailed costs

Source: Metro Vancouver [www.metrovancouver.org](http://www.metrovancouver.org)

### Electric Power

<b>Name of Provider:</b>	<b>BC Hydro</b>
Communities Served:	Serves 94% of all British Columbia's residents including Vancouver CMA
Company-Net Importer or Exporter of Power:	Net Exporter
Basic Charge	(35kW+/month): \$4.45/month
Demand Charge:	First 35kW for Nil, Next 115kW@\$3.56/kW, additional kW@\$6.83/kW
Energy Charge:	First 14,800kW@\$0.0696/kW, additional kW@\$0.335/kW

Comments: Further information available at [www.bchydro.com](http://www.bchydro.com)

Source: BC Hydro 2008 [www.bchydro.com](http://www.bchydro.com)

## Natural Gas

Name of Provider:	Terasen Gas
<b>Rate Territory:</b>	<b>Lower Mainland/Squamish</b>
Firm Contract Rates:	Yes - Available for large volume commercial, institutional, multi-family and other accounts with an annual consumption of approximately 5,000 GJ or more. See <a href="#">Lower Mainland/Squamish – Rate 5</a> for details.
<b>Type of Customer:</b>	<b>Residential</b>
Basic Monthly Charge:	\$11.99 per month
Delivery Charge:	\$2.845 per GJ
Midstream Charge:	\$1.015 per GJ
Cost of Gas Charge/Commodity Charge:	\$7.536 per GJ
Interruptible Service Rates:	No
<b>Type of Customer:</b>	<b>Small Commercial Customers (Rate 2)</b>
Basic Monthly Charge:	\$25.15 per month
Delivery Charge:	\$2.394 per GJ
Midstream Charge:	\$0.926 per GJ
Cost of Gas Charge/Commodity Charge:	\$7.636 per GJ or as negotiated with gas marketer
Interruptible Service Rates:	Yes - for large volume customers that have the ability to switch to an alternate energy source. See <a href="#">Lower Mainland/Squamish – Rate 7</a> for details.
<b>Type of Customer:</b>	<b>Large Commercial Customers (Rate 3)</b>
Basic Monthly Charge:	\$134.20 per month
Delivery Charge:	\$2.072 per GJ
Midstream Charge:	\$0.809 per GJ
Cost of Gas Charge/Commodity Charge:	\$7.536 per GJ or as negotiated with gas marketer
Interruptible Service Rates:	Yes - for large volume customers that have the ability to switch to an alternate energy source. See <a href="#">Lower Mainland/Squamish – Rate 7</a> for further information.

### Notes:

- Basic Charge & Delivery Charge represents what Terasen Gas charges to deliver the natural gas to your home or place of business, maintain the pipes and meters, and respond to gas emergencies – 24 hours a day.
- Commodity Charge represents the price of the natural gas itself.
- Midstream Charge represents Terasen Gas' costs related to storing, transporting and managing the gas for its customers.

Comments: Rates are approximately \$10/Gigajoule depending on plan

Source: [www.terasen.com](http://www.terasen.com)

## Telecommunications

Telus is the primary service provider in Maple Ridge. Additional telecommunications service providers include [Shaw](#), [Bell](#) and [Rogers](#).

Name of Provider:		Telus
Address:		#5 – 3777 Kingsway, Burnaby, BC V5H 3Z7
Website:		<a href="http://www.telus.com">www.telus.com</a>
Contact #:		
- For residential enquiries:		310-2255
- For business enquiries:		310-3100
Service Characteristics of the Office:		
- Switch Technology:		Digital
- Fiber Service Provided:		Yes
- 100 Mbps LAN Service Available:		Yes
- Monitoring - Remotely or On-Site:		Remotely
- ISDN Available:		Yes
- ADSL Available:		Yes – dependent on location
- ADSL Available from this Switch:		Yes – dependent on location
- Central Office on Self-Healing Fiber Ring:		Yes
- Dual Feed from Two Separate Switching Offices:		Yes
- Multiple Route Diversity:		Yes

Note: To verify specific service requirements/information, please contact the telecommunications service provider.

Source: [www.telus.com](http://www.telus.com)

## Landfill & Waste Management

Landfill Name:		Metro Vancouver Transfer Station
Location:		Transfer Station site located in Maple Ridge.
		Garbage from site is hauled to the Cache Creek or Vancouver Landfill or the Burnaby Waste-to-Energy Facility.
Capacity Left at Current Site:		N/A
Plans for New Capacity:		N/A

Comments: Further Information available at <http://www.metrovancouver.org/services/solidwaste/Pages/default.aspx>

Source: Metro Vancouver 2008

## Nearest Licensed Hazardous Materials Disposal Site

Name of Site:		There are no hazardous waste disposal sites in BC
Comments:		Maple Ridge Recycling Depot accepts leftover household paint, flammable liquids, domestic pesticides and gasoline through <a href="#">Product Care's Paint Plus Program</a> .
No. of Licensed Hazardous Waster Haulers Serving the Area:		See <a href="#">Hazardous Waste Transport Licencees</a>
Comments:		-

Source: Metro Vancouver [www.metrovancouver.org](http://www.metrovancouver.org)

## Research Base

---

See [Invest BC - Metro Vancouver](#) for an extensive list of research facilities located in Metro Vancouver.

Name of Centre:	Malcolm Knapp Research Forest
Address:	14500 Silver Valley Road, Maple Ridge, RPO V2X 1P7
Affiliation:	University of British Columbia
Research Specialty	Forestry
Annual Funding:	N/A
Employment	Currently employs 8 FT staff
-Research & Development:	Varies - dependent on research projects/funding available
-Total:	Varies

Source: [www.mkrf.forestry.ubc.ca/general/index.htm](http://www.mkrf.forestry.ubc.ca/general/index.htm)

## Business Support Services

---

Business Support Services:	#
Machine Shop (Tool and Die):	3
Welding:	6
Office Equipment Service & Repair:	1
Temporary Employment Services:	5
No. of Import/Export Brokers:	3
No. of International Courier Services:	4
No. of Freight Forwarders:	4



## Government

### City/Municipal

#### District of Maple Ridge (Mayor & Council)

Form (Structure):	Mayor & Council
No. of Elected Officials:	7
Mayor	Ernie Daykin
- Year Elected:	November 15, 2008
- Next Election Date:	November 15, 2011
City Manager/Chief Administrative Officer (CAO):	J.L. (Jim) Rule

Source: [www.mapleridge.ca](http://www.mapleridge.ca)

### Regional (similar to US County)

#### Metro Vancouver (formerly Greater Vancouver Regional District)

Form (Structure):	Board of Directors
No. of Elected Officials:	The 2009 Board consists of 36 directors representing 21 municipalities. The number of directors appointed to the Board depends on the population of the municipality. As well, directors are allowed one vote for every 20,000 people in their municipality, up to five votes.
Board Chair:	Lois Jackson
Next Election Date:	Directors are appointed every year, and the inaugural meeting for the new board is held in December. At that meeting, a chair and vice-chair are elected. After the inaugural meeting, the chair determines the committees and membership.
Commissioner/Chief Administrative Officer:	Johnny Carline

Source: [www.metrovancouver.org](http://www.metrovancouver.org)

### Provincial (similar to US State Government)

#### Government of British Columbia

Form (Structure):	British Parliamentary
No. of Elected Officials:	79
How often does the legislature convene:	The second Tuesday of February each year is reserved for the Throne Speech and the start of the new session. The third Tuesday of February each year is reserved for the Budget Speech.  On average, the Legislature is in session for about four months per year.

Source: [www.gov.bc.ca](http://www.gov.bc.ca)

**Premier (similar to US Governor)**

<b>Name:</b>	<b>Gordon Campbell</b>
Party Affiliation:	British Columbia Liberal Party
Year Elected:	May 2005
Current Term Expiration:	May 17, 2009
Allowed to Run for Another Term:	Yes
Next Election Date:	May 17, 2009

Source: [www.gov.bc.ca/premier](http://www.gov.bc.ca/premier)**Provincial Government Representation (similar to US Government Representation)**

<b>Name of MLA:</b>	
Total Members of Legislative Assembly:	2
Electoral District	Maple Ridge-Mission
Name of MLA:	Randy Hawes
Party Affiliation:	BC Liberal Party
Electoral District	Maple Ridge-Pitt Meadows
Name of MLA:	Michael Sather
Party Affiliation:	BC New Democratic Party

Source: [www.opposition.bc.ca](http://www.opposition.bc.ca)**Federal Government Representation (similar to US Congresspersons)**

<b>Name of MP:</b>	<b>Randy Kamp</b>
Members of Parliament Representing the Area:	1
Members of Parliament (MPs) Serving the Area by Riding:	1
Electoral District:	Pitt Meadows-Maple Ridge-Mission
Year Elected:	Elected in June 2004; Re-elected Jan 2006 and Oct 2008
Current Term Expiration Date:	4 years
Next Election Date:	Monday, October 19, 2009; though, the wording of Bill C-16 allows for the four-year period to begin running before October 19, 2009, consequently the next general election following the 2008 general election should be held on the third Tuesday in October 2012, with the exception of an earlier dissolution of Parliament.
Party Affiliation:	Conservative Party of Canada

Source: [www.randykamp.com](http://www.randykamp.com)**Senators (similar to US Senators)**

No. of Appointed Officials:	In Canada, there are ordinarily 105 Senators appointed by the Governor General on the advice of the Prime Minister. Senators are chosen to represent the various provinces and territories of Canada and are appointed until the age of 75.
-----------------------------	---

## Taxation

### Corporate Income Tax

	Small Business	Manufacturing	Non-Manufacturing
<b>Federal</b>			
- Rate	11.0%	19.5%	19.5%
- Formula (e.g Sales, Property & Payroll)	n/a	n/a	n/a
- Accelerated Depreciated Permitted	Yes	Yes	Yes
<b>Provincial</b>			
- Rate	3.5%	11.0%	11.0%
- Formula (e.g Sales, Property & Payroll)	Sales & Payroll	Sales & Payroll	Sales & Payroll
- Accelerated Depreciated Permitted	No	No	No
<b>Local</b>			
British Columbia has no local corporate income taxes	-	-	-
<b>Total Federal and Provincial Corporate Income Tax</b>	<b>14.5%</b>	<b>30.5%</b>	<b>30.5%</b>

### Personal Income Tax

	Federal	State/Provincial	Local
Earned Income	15% - 29%	5.24% - 14.7%	0%
Unearned Income (e.g. Dividend)	0.0% - 14.55%	0.00% - 3.92%	0%
Capital Gains	7.5% - 14.5%	2.08% - 7.35%	0%

### Sales/Use Tax

	Rate	Notes
Federal Goods and Service Tax (GST):	5%	GST on business inputs is fully recoverable.
Provincial (State) Sales Tax (PST):	7%	0% for production machinery and equipment for eligible manufacturers.
Local:	0%	BC has no local sales tax.
Total (Effective Combined Rate) Business:	7%	Net of GST. 0% for production machinery and equipment for eligible manufacturers.

### Sales Tax Rate by Utility

	Rate	Notes
Electric Power:	7%	GST is fully recoverable
Natural Gas:	7%	GST is fully recoverable
Fuel Oil:	7%	GST is fully recoverable
Water:	0%	GST is fully recoverable
Sewer:	0%	GST is fully recoverable
Hazardous Waste Disposal:	7%	GST is fully recoverable

**Telephone Subject to Sale/Use Tax**

	Yes/No	Rate	Notes
Local:	Yes	7%	GST is fully recoverable
Long Distance In State:	Yes	7%	GST is fully recoverable
Long Distance Out of State:	Yes	7%	GST is fully recoverable

Comments: Toll free service is not subject to sales tax.

**Machinery and Equipment Subject to Sales/Use Tax**

	Yes/No	Rate	Notes
Production:	No	0%	GST is fully recoverable
Non-Production:	Yes	7%	GST is fully recoverable
Pollution Control:	Yes	7%	GST is fully recoverable
Office Furniture/Fixtures/Equipment:	Yes	7%	GST is fully recoverable

Notes:

- 1) Equipment used in software development is exempt.
- 2) Equipment used in manufacturing and processing is exempt.

**Sales/Use Tax on Tangible Property**

	Yes/No	Rate	Notes
Office Building Construction Materials:	Yes	7%	GST is fully recoverable
Industrial Building Construction Materials:	Yes	7%	GST is fully recoverable
Manufactures' Raw Materials:	No	0%	GST is fully recoverable
Standard Software:	Yes	7%	GST is fully recoverable
Custom Software:	Yes	7%	-

**Sales/Use Tax on Intangible Property**

	Yes/No	Rate	Notes
Accounts Receivable:	No	0%	-
Capital Stock:	No	0%	-
Stock/Bond Transaction Fee:	No	0%	-

## Property Tax

### Real Property Tax Rates per \$1,000 of Assessed Property (Land and Buildings) – Municipal

	Residential	Utilities	Forestry	Major Ind.	Light Ind.	Business	Farm	Man. Forest	Recreation/Non-profit
<b>City (Municipal)</b>									
Millage:	3.1902	37.7449	N/A	35.9613	10.4955	10.4955	20.5314	N/A	8.2311
<b>Country (Regional District)</b>									
Millage:	3.1092	37.7449	N/A	35.9613	10.4955	10.4955	20.5314	N/A	8.2311
<b>Hospital</b>									
Millage:	N/A	N/A	N/A	N/A	N/A	N/A	N/A	N/A	N/A
<b>School Millage:</b>	2.0018	14.2000	N/A	9.3000	6.8000	6.8000	6.8000	N/A	3.6000
<b>Special District</b>									
Millage:	-	-	-	-	-	-	-	-	-
<b>Assessment</b>									
Ratio (%):	100%	100%	100%	100%	100%	100%	100%	100%	100%

Note: Effective Rate per \$100 of Assessed Property

Source: [District of Maple Ridge, 2008](#)

### Property Tax Rates per \$1,000 Assessed Personal Property (M&E, Inventory, Other) Municipal

**Note: BC does not have personal property taxes**

### Provincial Property Tax Effective Rate per \$1,000

	Rate
<b>Real Property:</b>	0%
<b>Personal Property (Machinery/Equipment)</b>	0%

### Subject to Personal Property Tax

	Yes/No	Rate
Production Machinery and Equipment:	no	0%
Non-Production Machinery and Equipment:	no	0%
Pollution Control:	no	0%
<b>Inventory</b>		
-Raw Materials:	no	0%
-Work in Progress:	no	0%
-Finished Goods:	no	0%
<b>Freeport Legislation</b>		
-Applicable to Warehousing:	no	0%
-Applicable to Manufacturing:	no	0%
-Goods Stored in Public Warehouse:	no	0%
<b>Office Furniture-Fixture</b>		
-Computer Equipment:	no	0%
-Workstations:	no	0%
-Telephones:	no	0%
-Furniture:	no	0%

## Maple Ridge, British Columbia - Site Selector Database

-Company Vehicles:	no	0%
Standard Software:	no	0%
Custom Software:	no	0%

## Other

### Local Occupation Tax (Paid by Employer)

	Rate	Basis
City Residents:	0%	N/A
Non-City Residents:	0%	N/A

### Local Wage Tax (Paid by Employer)

	Rate	Basis
City Residents:	0%	N/A
Non-City Residents:	0%	N/A

### Gross Receipts Tax Rate by Type of Business:

**Note: BC does not tax Gross Receipts**

Source: [District of Maple Ridge](#) 2008



## International Resources

### Business Associations

<b>Name:</b>	<b>Chamber of Commerce Serving Maple Ridge/Pitt Meadows</b>
Country Orientation:	N/A
Contact Name/Title:	Dean Barbour, Executive Director
Address:	22238 Lougheed Hwy Maple Ridge, BC V2X 2T2
Phone Number:	604-463-3366
Website:	<a href="http://www.openforbusinessmrpm.com">www.openforbusinessmrpm.com</a>
No. of Members:	600
Source: District of Maple Ridge	

<b>Name:</b>	<b>Downtown Maple Ridge Business Improvement Association</b>
Country Orientation:	N/A
Contact Name/Title:	Ineke Boekhorst, Executive Director
Address:	PO Box 530 – 22362 Lougheed Hwy Maple Ridge, BC V2X 2T4
Phone Number:	604-467-2420
Website:	<a href="http://www.downtownmapleridge.ca">www.downtownmapleridge.ca</a>
No. of Members:	928 members(700 businesses and 228 property owners)

### Financial

<b>Foreign Banks</b>	<b>#</b>
Foreign Banks	
-With Branches or Offices in the Area:	3
Canadian Banks in the Area	
-With International Departments	13
US Banks in the Area	0
-With International Departments:	N/A
Source: District of Maple Ridge	

### Foreign Consulates

There are approximately 70 [foreign consulates](#) located in Vancouver, BC (28 Miles / 45 Kilometres).

Source: District of Maple Ridge

### Languages

<b>Languages Spoken</b>	
Estimated Number of Bi-Lingual Individuals:	
Estimated Number of Multi-Lingual Individuals:	4,888
Estimated Percent of Population:	6.61%
Languages Spoken:	Chinese, Punjabi, Korean Polish, French, Persian, German, Hindi
Schools with Instruction Solely in Another Language:	0 – Note: 1 ESL School located in Maple Ridge
No. of Language Translation Firms in the Area:	0 – Note: close proximity to Society of Translators & Interpreters of BC (Vancouver) <a href="http://www.stibc.org">www.stibc.org</a>

Source: Financial Post Markets Demographics 2008

## Air Transportation Service

Largest International Airport	Vancouver International Airport (YVR)
Distance to Airport	51 kilometres / 31.6 miles
No. of Weekly Non-Stop Flights to:	
-Asia:	99
-Europe:	42
-Mexico:	9
-United States:	722
Comments: YVR is Canada's second busiest airport, with some 16.9 million passengers (including same plane transit), approximately 222,900 tonnes of cargo and 270,000 take-offs and landings in 2006. Source: Invest BC	

Closest International Airport	Abbotsford International Airport (YXX)
Distance to Airport	46 kilometres / 28.5 miles
No. of Weekly Non-Stop Flights to:	
-Asia:	0
-Europe:	0
-Mexico:	Seasonal – Note: Winter get-aways to Cancun & Puerto Vallarta via Transat and WestJet
-United States:	2 – Note: Twice weekly – Mondays & Fridays to Las Vegas via WestJet (seasonal)

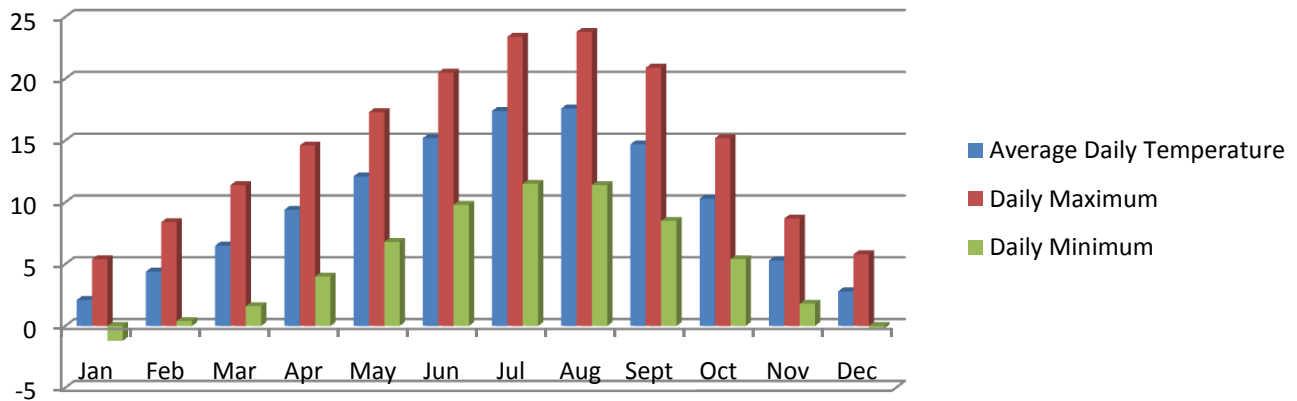
Comments: In 2007, YXX served 508,464 passengers. Daily flights to Toronto, Calgary and Edmonton with connections from there to anywhere. 2008 Priority – daily US, and regularly scheduled flights to India. Source: Abbotsford International Airport, 2008 [www.abbotsfordairport.ca](http://www.abbotsfordairport.ca)

## Quality of Life

### Climate

Location	Maple Ridge *
Latitude:	49° 13.200' North
Longitude:	122° 40.800' West

#### Daily Temperatures in Degrees Celsius by Month



Maple Ridge's climate is one of the mildest, enjoying the longest frost-free period and growing season in Canada. Spring and fall can often be very warm and pleasant. The District experiences an estimated 1,400 to 1,800 sunshine hours annually with 73% of the total occurring during April through September. Summer temperatures range from 22 to 28°C (72 to 83°F). Winters are mild, and if snow falls, it does not stay long. Average low temperature for December and January is 2 to 4° C (36 to 39°F).

<b>Annual Average Temperature</b>	<b>9.8°C</b>
Daily Maximum:	23.8°C
Daily Minimum:	-1.2°C

<b>Annual Average Precipitation</b>	<b>142.33 mm</b>
Rainfall:	138.43 mm
Snowfall:	3.9 cm

<b>Wind Speed (Annual Average)</b>	<b>12 km/h; 7.5 mph</b>
Weather Station Name:	Pitt Meadows STP
Station Location:	Pitt Meadows*

<b>Elevation (Above Sea Level)</b>	<b>04.9m</b>
------------------------------------	--------------

Note: \* Statistics were taken from Pitt Meadows, an adjacent city where the stats were available.  
Source: Environment Canada – Canadian Climate Normals 1971-2000

### Crime Rate

<b>Crime Rate per 1,000 Inhabitants:</b>	<b>93</b>
Source: Government of BC – Police Services – 2007 (Greater Vancouver Regional District)	

## Culture and Recreation

Type	#
No. of Enclosed Regional Malls:	2
No. of Religious Institutions	-
-Protestant:	38
-Catholic:	2
-Synagogues:	0
-Other:	N/A

## Sports

Type	Major	Minor
<b>College &amp; Professional Teams</b>		
-Baseball	0	0
-Basketball	0	0
-Football	0	1
-Hockey	0	1
-Soccer	0	1
<b>University/College</b>		
-Baseball	0	0
-Basketball	0	0
-Football	0	0
-Hockey	0	0
-Soccer	0	0

## Culture

### Top Five Annual Events

	Event Date
Maple Ridge Mountain Festival	May
Ridge Meadows Home Show	May
Caribbean Festival	July
Maple Ridge Agricultural Fair	August
Jazz & Blues Festival	August

Note: [www.mapleridge-pittmeadows.com](http://www.mapleridge-pittmeadows.com) for full list of festivals and events

### No. of Cultural Places & Amenities

	#
-Museums:	1
-Dance Companies:	4
-Symphony Orchestras:	0
-Opera Companies:	0
-Theatre Companies:	2

**Recreational Outlets (Within a 2 Hour Drive)**

Name	Activities
Golden Ears Provincial Park	boating, swimming, camping
Pitt Lake	boating, swimming
Hemlock Valley Ski Resort	skiing, hiking
8 Golf Courses	Golf
Harrison Hot Springs	Resort
Equestrian Trails	network of over 100 kilometres of trails

**Schools****Public Education**

<b>Number of School Districts:</b>	<b>1</b>
Name of School Districts:	School District No. 42 (Maple Ridge & Pitt Meadows)
Total # of Schools in District:	33 (2007-08)
Source: <a href="#">District Data Summary 2002-03 – 2006-07</a>	

Public Schools	Year 2007-08
Kindergarten to Grade 7:	22 elementary schools
- Student Headcount:	8,284
-Grade 8 to Grade 12:	6 secondary schools
- Student Headcount:	7,074
<b>Total Headcount:</b>	<b>15,358</b>
<b>Student Enrolment: Funded FTE</b>	
School-aged only	14,148
School aged plus adults*	14,304

Source: [District Data Summary 2002-03 – 2006-07](#)**High School Graduation:**

	Year 2006-07
Total eligible grade 12s	1,046
# who graduate	960
% who graduate	92%
% with honours	38%

Note: Graduate numbers include public school districts only.

Source: [Government of BC, Ministry of Education, Grad 12 Graduation Rates](#)**Spending per Student: \$8,078**

Source: School District 42

**Student Teacher Ratios:**

	Year 2007-08
FTE-Enrolment/FTE Teacher Ratio:	14,304 / 819 = 17.5

Note: Ratio is calculated by dividing full-time equivalent enrolment (School-aged plus adults) by the number of FTE Teachers (excludes principals, vice-principals, other administrative staff and school-based educators).

Source: [District Data Summary 2002-03 – 2006-07](#)

**Required Provincial Exams (2007/08 Results)**

Exam Letter Grade		F	C-	C	C+	B	A
English 10							
Total # of Students:	1,356						
Letter Grade (%):		4%	16%	21%	16%	31%	11%
Success Rate (%):	96%						
Math 10, Principles of							
Total # of Students:	835						
Letter Grade (%):		6%	26%	16%	14%	24%	14%
Success Rate (%):	94%						
Science 10							
Total # of Students:	1,374						
Letter Grade (%):		7%	32%	20%	13%	21%	7%
Success Rate (%):	93%						
Social Studies 11							
Total # of Students:	1,151						
Letter Grade (%):		3%	17%	19%	15%	31%	14%
Success Rate (%):	97%						
English 12							
Total # of Students:	1,017						
Letter Grade (%):		2%	14%	21%	19%	33%	11%
Success Rate (%):	98%						

## Notes:

- Certain courses must be taken in Grades 10, 11 and 12 in order to meet graduation requirements. These courses have a mandatory exam component. Required exams for Grade 10 include: English 10, Science 10 and Math 10; required exams for Grade 11 include Social Studies 11; required exams for Grade 12 include English 12.
- Success rate = C- (pass) or better

Source: [Government of BC, C Ministry of Education, Required Examinations: Course & Exam Results \(2003/04-2007/08\) SD42](#)

**Private Education**

School	Gender	Grades	# of Students	*Average Annual Tuition (net amount of BC Gov. Grant)
<b>Located in Maple Ridge:</b>				
James Cameron School <a href="http://www.jcs.bc.ca">www.jcs.bc.ca</a>	co-ed	2 - 7	N/A	Approx \$8,000
Maple Ridge Christian School <a href="http://www.mrcs.ca">www.mrcs.ca</a>	co-ed	K - 12	N/A	Approx \$5,000
Meadowridge School <a href="http://www.meadowridge.bc.ca">www.meadowridge.bc.ca</a>	co-ed	JK - 12	500	Approx \$12,000
St. Patrick School <a href="http://www.stpatsschool.org">www.stpatsschool.org</a>	co-ed	K - 7	N/A	Approx \$3,800
<b>Located in Pitt Meadows:</b>				
Greybrook Academy <a href="http://www.greybrookacademy.com/">www.greybrookacademy.com/</a>	co-ed	JK - 9	N/A	Approx \$10,000

Note: Tuitions are approximate. Please contact schools to verify information.

Source: Internet Research

**Health****Hospitals**

	#
No. of Hospitals:	1 – Ridge Meadows Hospital
No. of Teaching Hospitals:	0
No. of Beds:	107 – Ridge Meadows Hospital
No. of Outpatient Clinics:	7 – located in community

**Comments:**

Ridge Meadows Hospital is part of Fraser Health that services 1.5 million people from White Rock to Burnaby, with 12 acute-care hospitals (including three referral centres) and more than 7,000 residential complex care beds. Abbotsford Regional Hospital is one of the 12 acute-care sites. Fraser Health also operates mental health clinics, public health clinics, environmental health inspection offices and home health services from dozens of locations across the region. As well, Fraser Health funds mental health support services and addictions treatment services under contract with community agencies. Fraser Health works with over 2,000 physicians and employs more than 21,000 people.

Abbotsford Regional Hospital and Cancer Centre, a state-of-the-art 300-bed hospital, to open in August of 2008, will provide enhanced and specialized health services to more than 150,000 people in the greater Abbotsford area and up to 330,000 in the Fraser Valley region.

**Physicians & Dentists in the Area**

	#
Physicians:	44
Dentists:	26

Source: District of Maple Ridge 2008 Business Directory; [www.accesshealthabbotsford.ca](http://www.accesshealthabbotsford.ca)

# **Linx**BC

BC's Economic Development Team

LINX BC was founded in 1998 to create opportunities in selected communities by attracting call centres to the province of British Columbia. The partnership, through the hard work of its member economic development professionals, has been extremely successful in facilitating business in the past. LINX BC is now taking this award-winning success and expanding its efforts to attract companies involved in several other economic sectors. The immediate targeted sectors are advanced manufacturing, agri-food production and tourism infrastructure development. LINX BC offers many advantages to businesses looking to locate within British Columbia including a single point of contact with prompt, efficient follow-up, sector-specific profiles and up-to-date research on opportunities and emerging markets. LINX BC combines the strength of the province's most proactive communities and the British Columbia government to seek out and assist enterprises with their expansion and re-location investments in the province.

## **Contact**

Dale Wheeldon

Executive Director

Email: [invest@linxbc.com](mailto:invest@linxbc.com)

Telephone: 1-604-858-7199

Website: <http://www.linxbc.com>



*Deep Roots  
Greater Heights*

District of Maple Ridge

Contact: Sandy Blue

Title: Manager, Economic Development

Tel: (604)467-7319

Email: [sblue@mapleridge.ca](mailto:sblue@mapleridge.ca)

Address: 11995 Haney Place, Maple Ridge, BC V2X 6A9