

February 2009 BC REIN™ Workshop Supplemental

February 2009 REIN™ Workshop

Strategies To Prosper During The Big 'W'



News That Investors Thought Was Exciting

How Does It Measure Up To Today?



Housing prices forecast to rise by up to 25% by 2011

Calgary to lead nation in growth, study predicts

MICHAEL LAM
Calgary Herald

Calgary will become a mecca for homebuyers in the next decade, with prices expected to rise by up to 25 per cent by 2011, according to a new study by the Calgary Real Estate Board.

The study, prepared for the board by the Calgary Real Estate Board, shows that the city's housing market is expected to be the most robust in the country over the next decade.

"Calgary has been a mecca for homebuyers for some time, and we expect this trend to continue," says Michael Lam, president of the board.

January 2002

New job growth 'dizzying'

Currently...

- BC 6.1%
- Van 5.5%
- AB 4.4%
- Calgary 4.1%
- Edm 3.8%
- Canada 7.2%

Unemployment rates for major Canadian cities

City	Rate
Calgary	3.8%
Edmonton	4.1%
Winnipeg	4.4%
Regina	4.5%
Saskatoon	4.6%
Victoria	4.7%
Halifax	4.8%
Montreal	5.0%
Ottawa	5.1%
Quebec	5.2%
Toronto	5.3%
Vancouver	5.4%
Calgary	5.5%
Edmonton	5.6%
Winnipeg	5.7%
Regina	5.8%
Saskatoon	5.9%
Victoria	6.0%
Halifax	6.1%
Montreal	6.2%
Ottawa	6.3%
Quebec	6.4%
Toronto	6.5%
Vancouver	6.6%
Calgary	6.7%
Edmonton	6.8%
Winnipeg	6.9%
Regina	7.0%
Saskatoon	7.1%
Victoria	7.2%
Halifax	7.3%
Montreal	7.4%
Ottawa	7.5%
Quebec	7.6%
Toronto	7.7%
Vancouver	7.8%
Calgary	7.9%
Edmonton	8.0%
Winnipeg	8.1%
Regina	8.2%
Saskatoon	8.3%
Victoria	8.4%
Halifax	8.5%
Montreal	8.6%
Ottawa	8.7%
Quebec	8.8%
Toronto	8.9%
Vancouver	9.0%
Calgary	9.1%
Edmonton	9.2%
Winnipeg	9.3%
Regina	9.4%
Saskatoon	9.5%
Victoria	9.6%
Halifax	9.7%
Montreal	9.8%
Ottawa	9.9%
Quebec	10.0%

Oil Trades in Band of \$22 - \$25

Oil market to be in band of \$22 - \$25, says analyst. The oil market is expected to be in a band of \$22 to \$25 per barrel, according to a new report by the International Energy Agency (IEA). The report says that the oil market is expected to be in a band of \$22 to \$25 per barrel, which is a significant increase from the current price of around \$15 per barrel.

Spiked Up 20% - Will Drop

The Downside of The Globalization Cycle Continues

- Dramatic Swings In Economies
- Dramatic Swings in Commodities



February 2009 BC REIN™ Workshop Supplemental

The Downside of The Globalization Cycle Continues

- Increased (then Decreased) Protectionism
- Dramatic Swings in Emotions
- All Leading To...



The Big "W"



So What Do Investors Do Knowing The 'W' Reality

It's Simple.

Focus On
Goal, Plan & Yield



Your Goal

- What EXACTLY Do You Want Your MONEY To Do For You?
- What EXACTLY Is Your Personal Belize?
- How Are You Going To Hold Yourself Accountable To Your Goal?



Your Plan

- What Steps Does Your Plan Have?
- What Proven System Are You Going To Follow?
- What Risk Mitigation Strategies Have You Included?
- How Will You Deal With Distractions?



Your Yield

- The income return on an investment.
- Annual income / Purchase price
- $\$10,800 / \$110,000 = 9.8\%$



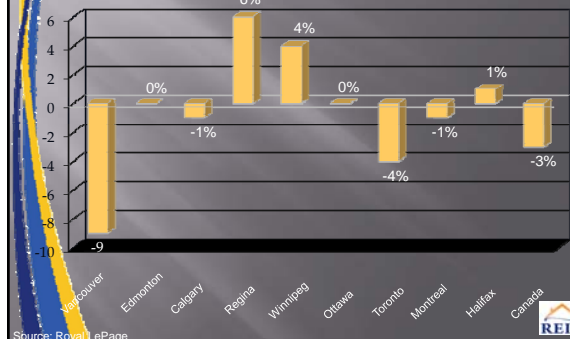
February 2009 BC REIN™ Workshop Supplemental

Your Yield

- What Realistic R.O.I. Do You Want Your Money To Create?
- Over What Timeline?
- What Investment Vehicle Can Provide You This Yield?



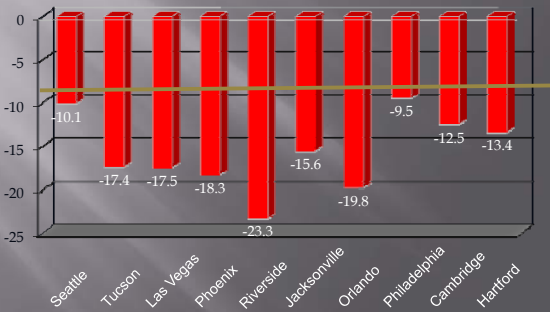
Predictions for Average Home Prices 2009



Source: Royal LePage



2009 Housing Outlook Projected Changes in the US Market



Source: Fortune Magazine

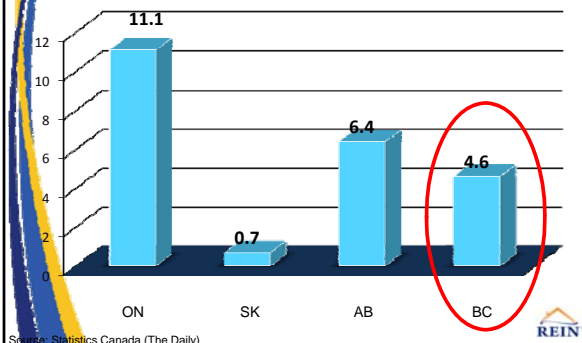
Short Term Investing Leads To Chaos & Losing The Game

- * Buying With No Cash-Flow Plan
- * Trying To Continually Flip Properties
- * Not Keeping Income Up & Expenses Down

(in other words not running it like a business)



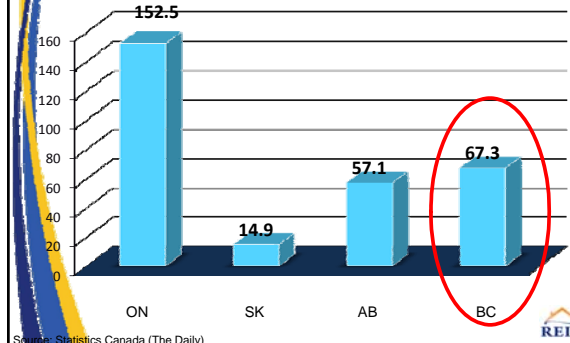
Population Change in Thousands Dec. 2008 - Jan. 2009 (1 month)



Source: Statistics Canada (The Daily)



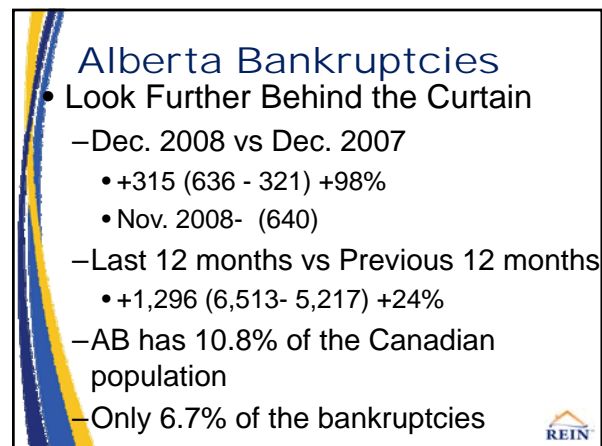
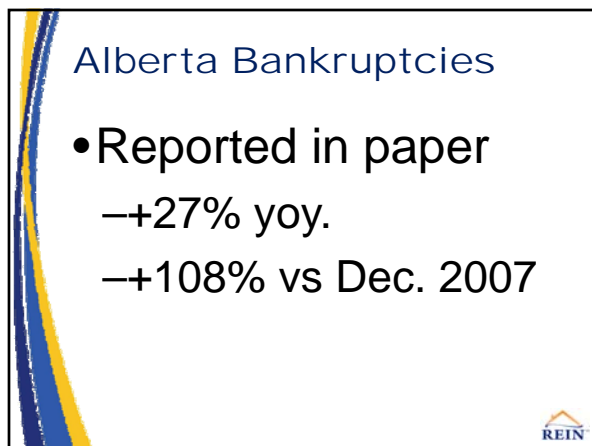
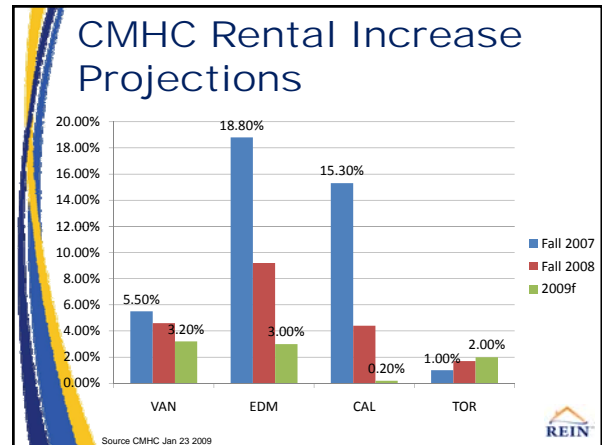
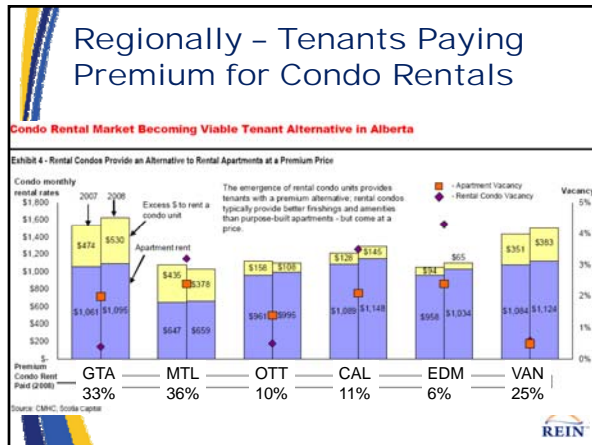
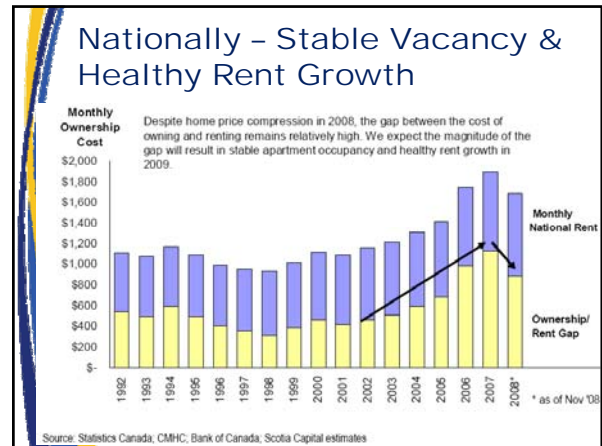
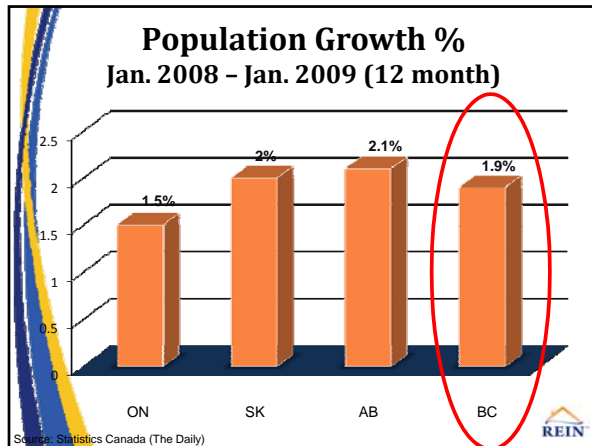
Population Change in Thousands Jan. 2008 - Jan. 2009 (12 month)



Source: Statistics Canada (The Daily)



February 2009 BC REIN™ Workshop Supplemental



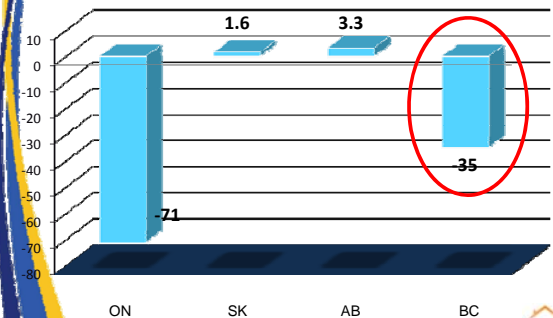
February 2009 BC REIN™ Workshop Supplemental

BC Bankruptcies

- Look Further Behind the Curtain
 - Dec. 2008 vs Dec. 2007
 - +206 (724 - 518) +39%
 - 21 Nov. 2008- (745 - 724)
 - Last 12 months vs Previous 12 months
 - +626 (7,747 - 7,121) +8%
 - BC has 13% of the Canadian population
 - Only 8.0% of the bankruptcies



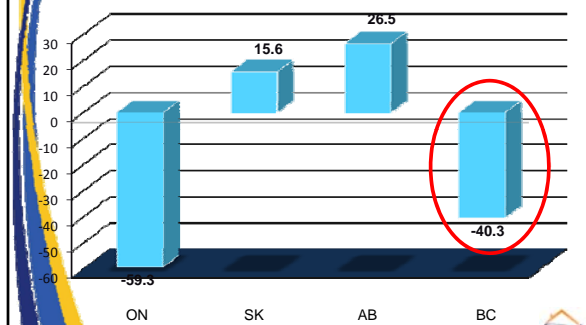
Employment Change in Thousands Dec. 2008 – Jan. 2009 (1 month)



Source: Statistics Canada (The Daily)



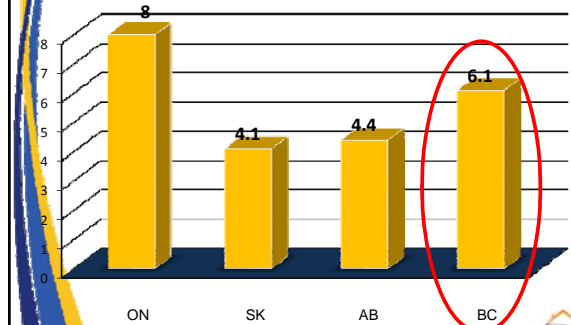
Employment Change in Thousands Jan. 2008 – Jan. 2009 (12 month)



Source: Statistics Canada (The Daily)



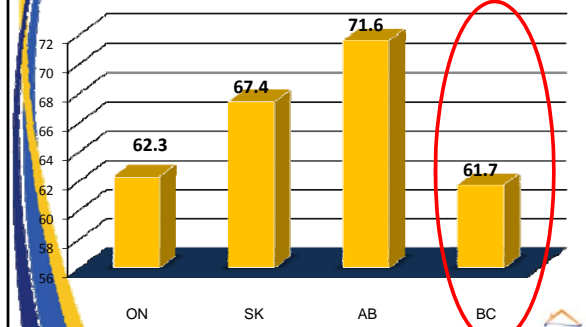
Current Unemployment Rate Jan. 2009



Source: Statistics Canada (The Daily)



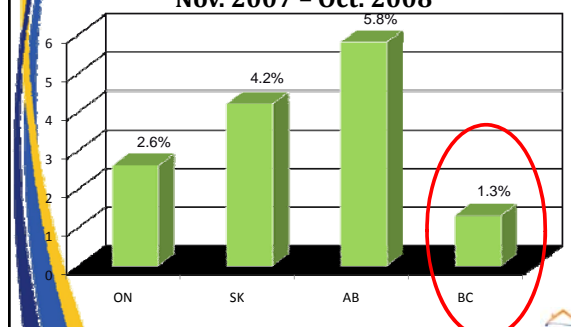
Current Employment Rate Jan. 2009



Source: Statistics Canada (The Daily)



Average Weekly Earning Growth for all Employees Nov. 2007 – Oct. 2008



Source: Statistics Canada (The Daily)

